

GIEtalk | Strengthening security of supply & solidarity with market transparency

Ákos KRISTON

CEO - Hungarian Gas Storage Ltd. | GIE Board Member, GIE Transparency WG Co-chair



ALSI
Aggregated LNG Storage Inventory



AGSI
Aggregated Gas Storage Inventory



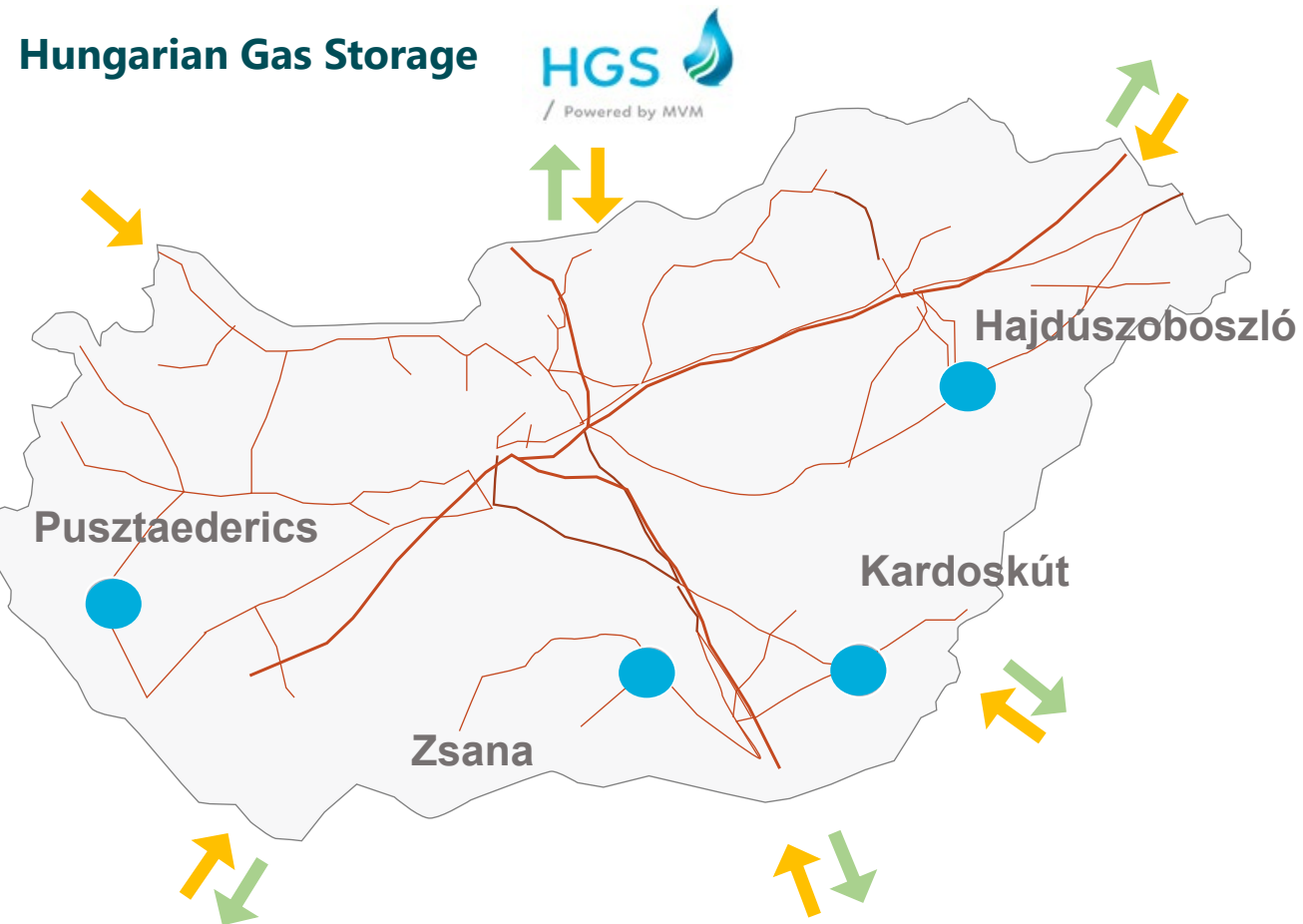
IIP REMIT UMM
Inside Information Platform

My involvement in a nutshell

Ákos KRISTON

CEO - Hungarian Gas Storage Ltd.

GIE Board Member, GIE Transparency WG Co-chair



Power System Balancing Plans: Hydrogen Production by 2 MW Electrolyzer



100% coverage of EU gas market evolution with GIE platforms



ALSI
Aggregated LNG Storage Inventory



AGSI
Aggregated Gas Storage Inventory



IIP
REMIT UMM
Inside Information Platform

What is - AGSI / ALSI?

Historical data: since 2011/2012 – REMIT reporting since 2016

Download current data view:

CSV JSON XLSX Select GasDayStart: 2023-06-11

	Name Selected date: Sunday 11th June, 2023	Gas in storage TWh	Full %	Trend %	Consumptio... TWh	Stock/Cons ... %	Injection GWh/d	Withdrawal GWh/d
E	— EU	814.2512	72.27	0.38 ▲	3776.4337	21.56	4438.64	12
C	+ Austria	75.7572	78.14	0.40 ▲	90.1387	84.05	388.92	
C	+ Belgium	5.4200	71.22	0.91 ▲	169.6062	3.20	69.05	
C	+ Bulgaria	5.0436	85.63	0.00	33.0200	15.27	0.00	
C	+ Croatia	4.1348	86.64	0.42 ▲	28.2602	14.63	20.57	
C	+ Czech Republic	33.9032	76.54	0.54 ▲	90.6943	37.38	241.42	
C	+ Denmark	7.5501	76.69	-0.14 ▼	23.1592	32.60	18.72	3
C	+ France	74.0250	56.14	0.61 ▲	430.4139	17.20	835.20	2
E	+ Germany	193.8210	77.27	0.36 ▲	905.3031	21.41	930.21	2
C	+ Hungary	40.1785	59.35	0.19 ▲	107.8658	37.25	128.76	
N	+ Ireland							
C	+ Italy	151.1122	77.41	0.32 ▲	725.0259	20.84	622.04	
C	+ Latvia	12.2993	54.42	0.44 ▲	11.5885	106.13	99.36	
C	+ Netherlands	102.7282	72.12	0.35 ▲	350.6667	29.30	518.97	1
C	+ Poland	22.4364	59.76	0.51 ▲	232.4541	9.65	190.89	
C	+ Portugal	3.6013	90.78	0.50 ▲	58.6354	6.14	19.72	
C	+ Romania	20.9956	62.00	0.35 ▲	114.3571	18.36	119.25	
C	+ Slovakia	20.8807	76.88	0.18 ▲	52.8106	52.18	160.40	

<https://agsi.gie.eu>

<https://alsi.gie.eu>

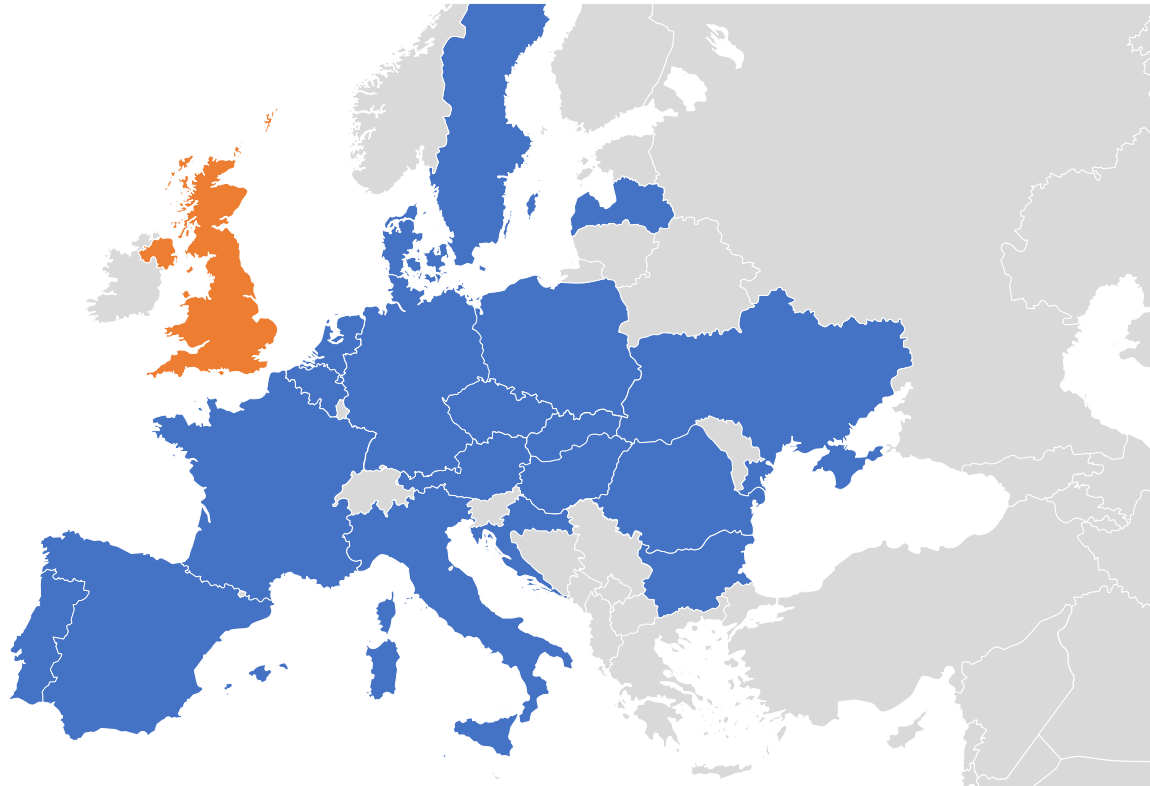
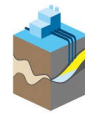
Geographical coverage

Transparency Platforms - 17 years of Information to the market on **Security of Supply**

GIE AGSI
Aggregated Gas Storage Inventory

Current STORAGE data coverage

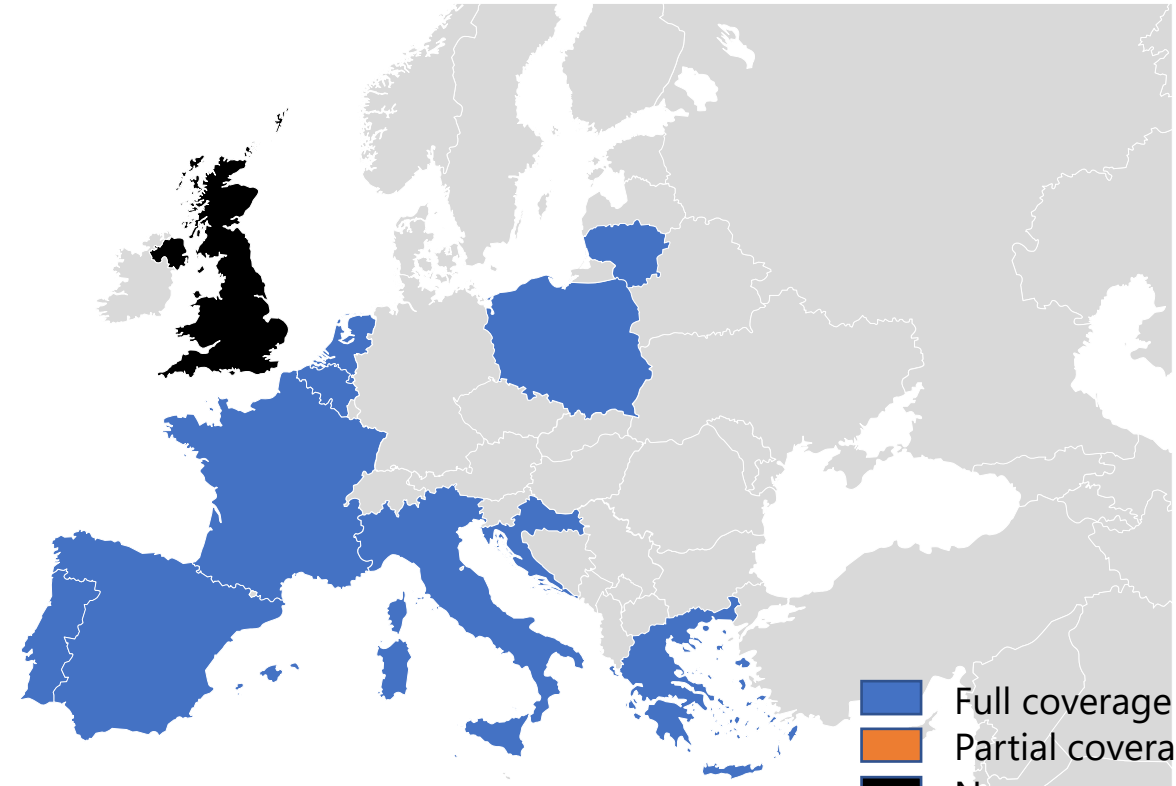
100% of EU27 SSO



GIE ALSI
Aggregated LNG Storage Inventory

Current LNG data coverage

100% of EU27 LSO



-  Full coverage
-  Partial coverage
-  No coverage

Positive contribution of REMIT

On data quality and coverage of GIE Transparency Platforms

100%
EU 27
coverage

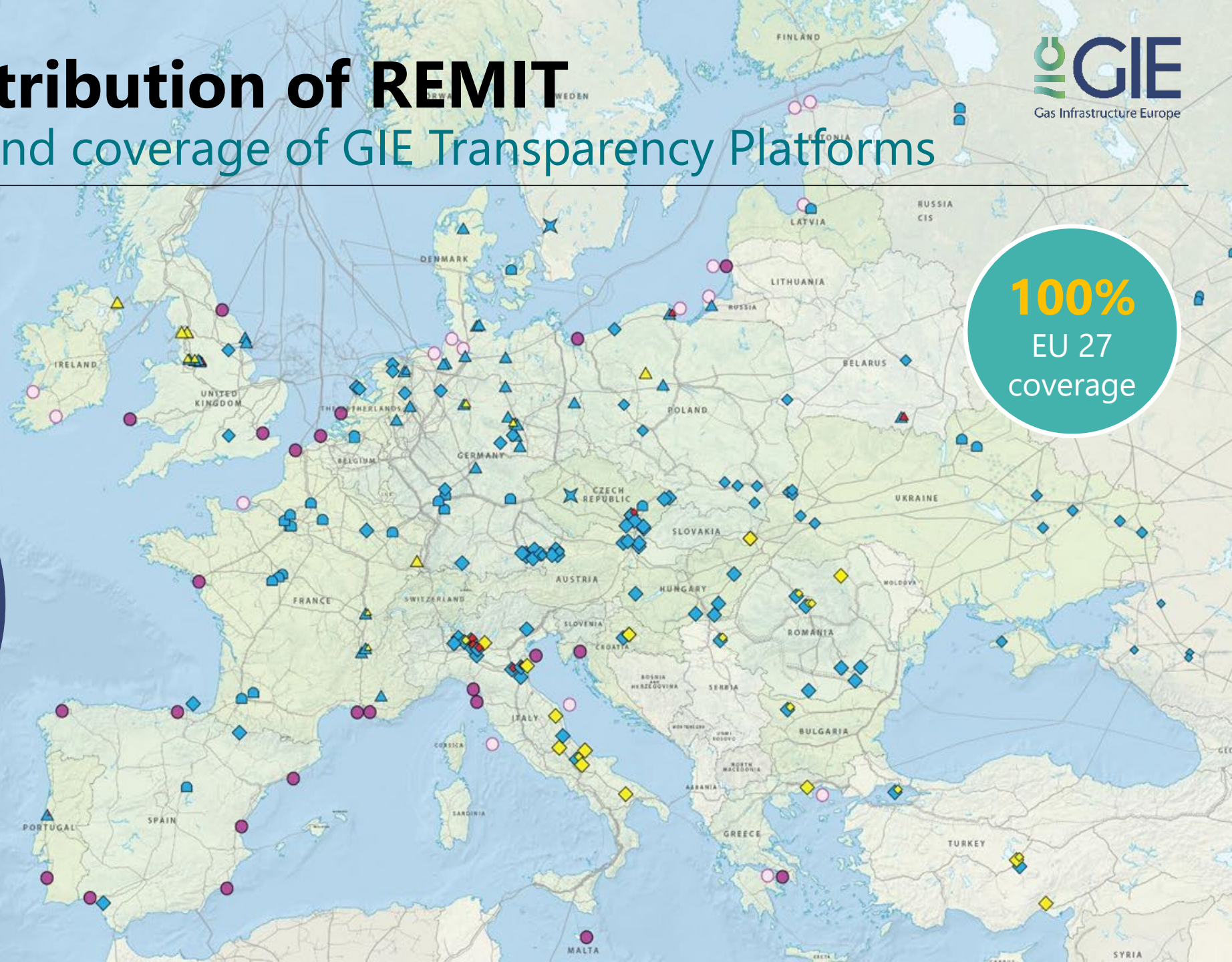


AGSI
Aggregated Gas Storage Inventory

164 facilities
20 countries



WGV
1128
TWh



Positive contribution of REMIT

On data quality and coverage of GIE Transparency Platforms

100%
EU 27
coverage

ALSI
Aggregated LNG Storage Inventory

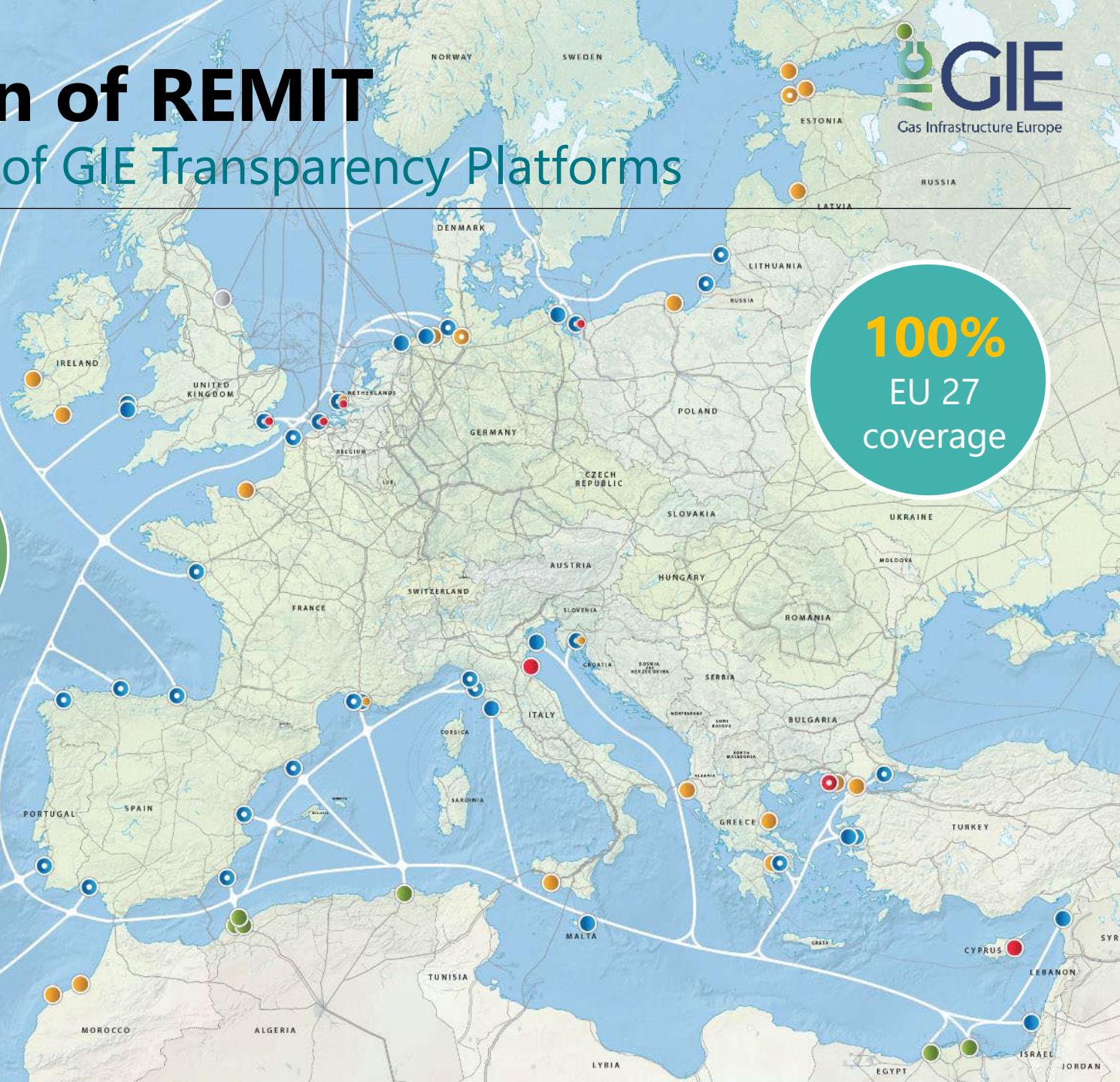
25 terminals
11 countries



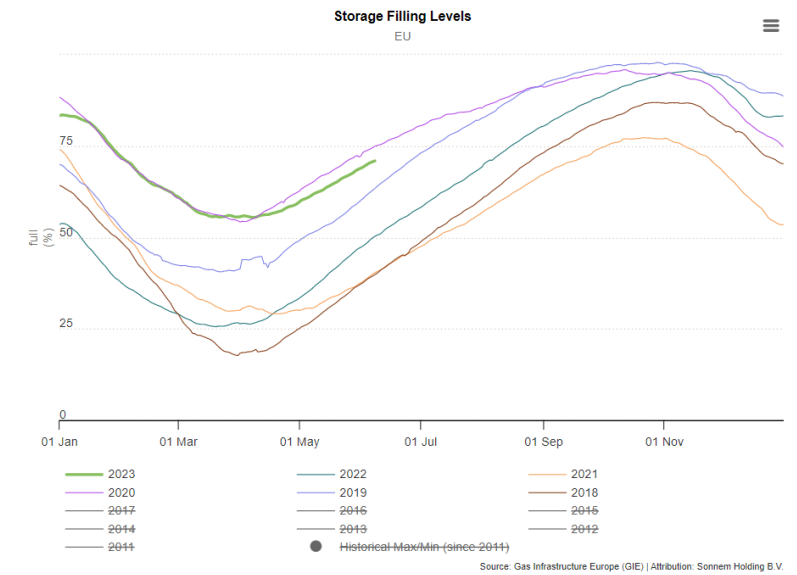
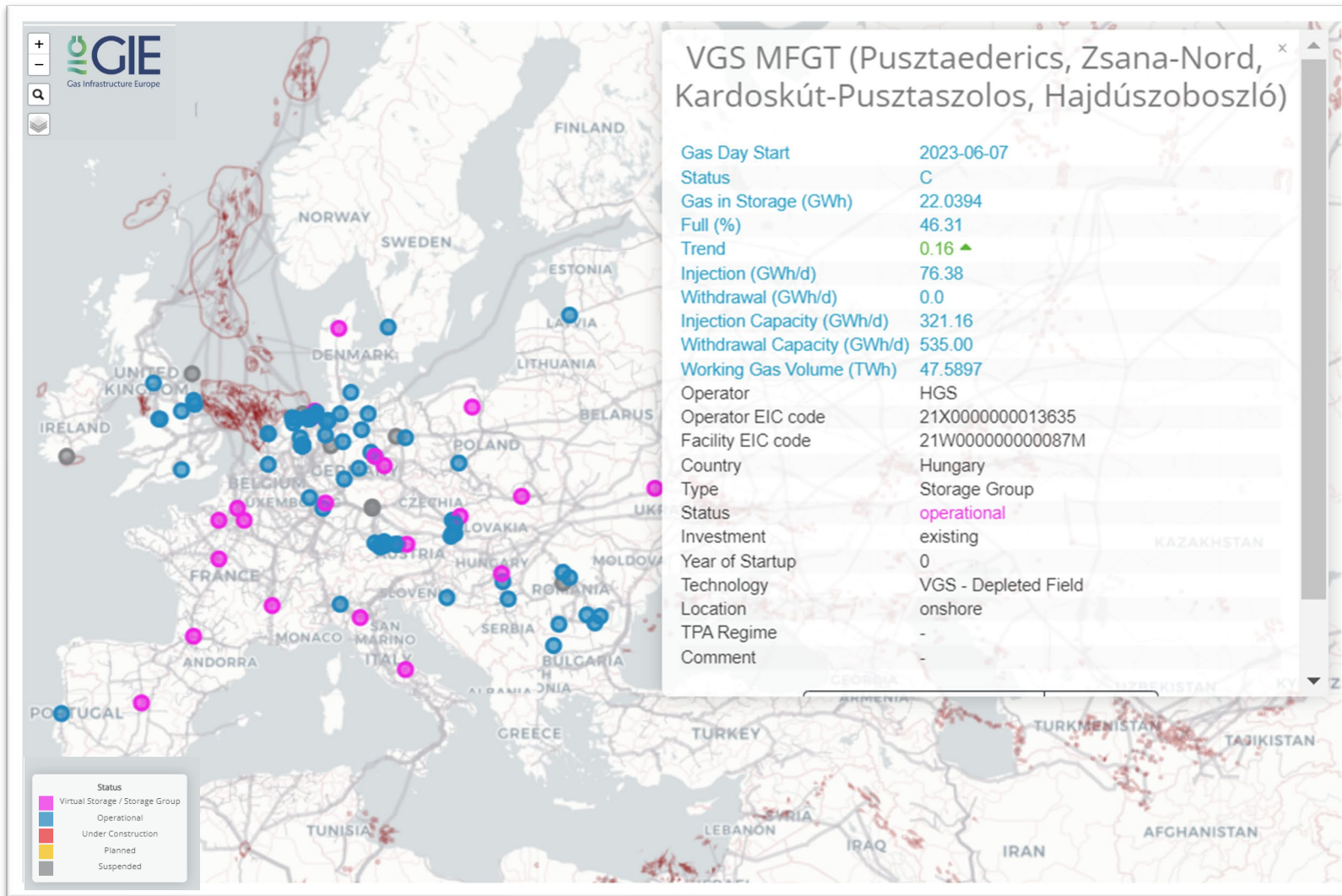
**6 new
terminals
in 2023**

**STORAGE
53 TWh**

**SEND-OUT
6 TWh/d**



Database & Visualisation



New functionalities of the platforms according to new transparency regulations


Aggregated Gas Storage Inventory


Aggregated LNG Storage Inventory

 REMIT UMM
Inside Information Platform

GIE Transparency Platforms

Capacity related developments



<https://agsi.gie.eu/capacity-forecast>

Storage capacity forecast for the upcoming gas storage year

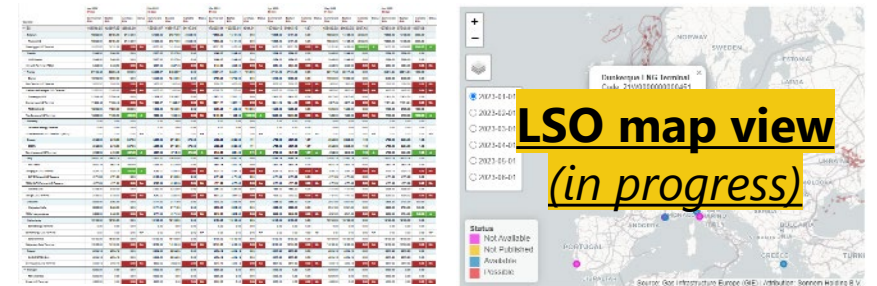


Country	Provider	Capacity (GWh)
Germany	astora	10000000
	AGS	10000000
	FLUXYS	10000000
	FLUXYS	10000000
Poland	fluxys	10000000
	fluxys	10000000
Spain	PSP	10000000
	MND	10000000
Greece	MND	10000000
	MND	10000000



<https://alsi.gie.eu/capacity-forecast>

Data forecast for 6 months



The links are provided by LSOs and SSOs and refer to the dedicated section of LSOs and SSOs websites where such data is posted.

Tariff & Transparency publication





Tariff structure | Services offered & technical information

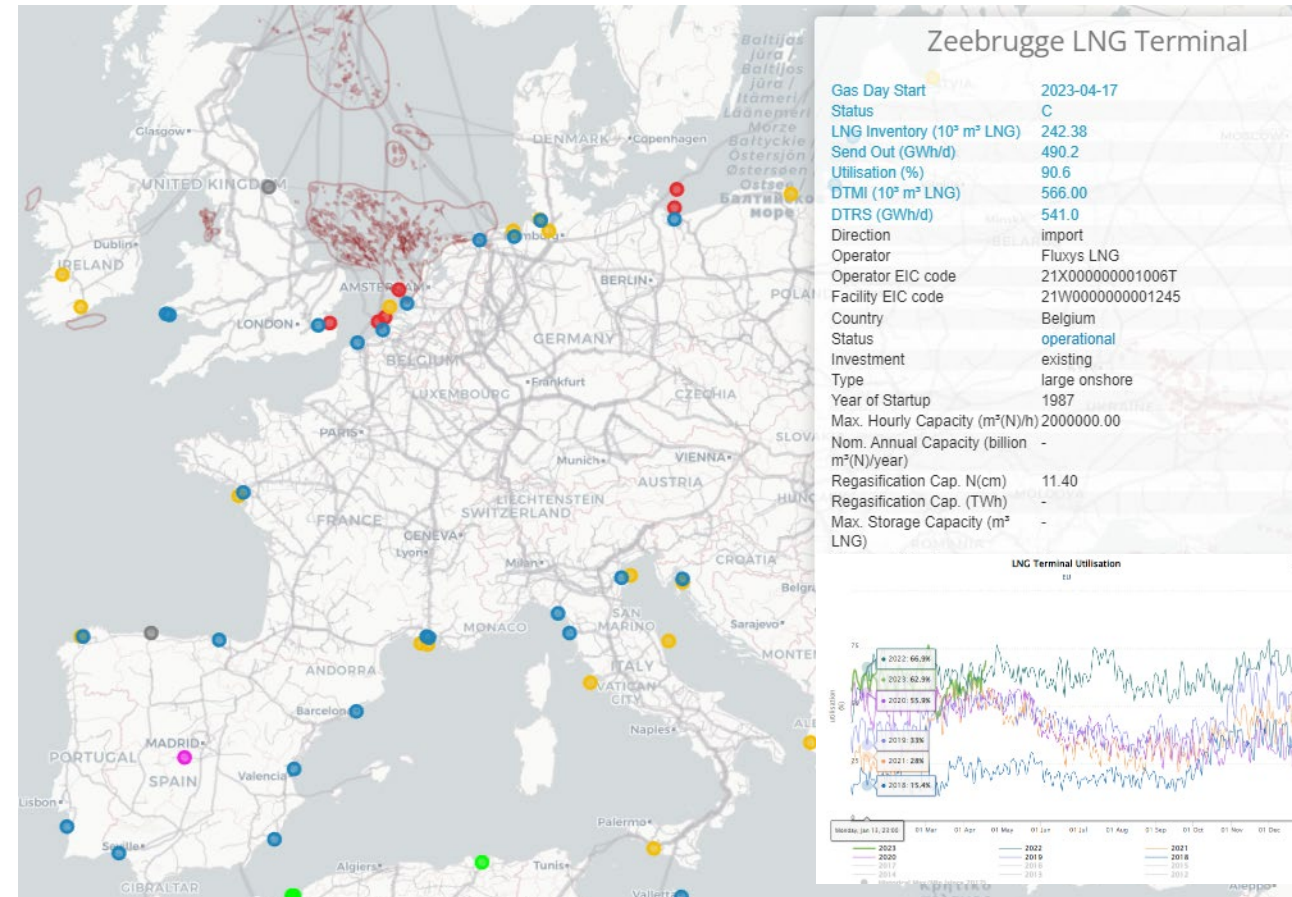
Central publication of standardized **Transparency & Tariff** information
Services, conditions, technical information

TRANSPARENCY TARIFFS

AGSI STORAGE INVENTORY ALSI LNG INVENTORY UMM INSIDE INFORMATION TARIFFS

Tariffs

Country	Logo	Name	Tariff Information
BELGIUM		Fluxys LNG S.A.	[i]
CROATIA		LNG Hrvatska d.o.o.	[i]
FRANCE		Elengy S.A.	[i]
GREECE		Hellenic Gas Transmission System Operator S.A.	[i]



<https://alsi.gie.eu/transparency>

<https://alsi.gie.eu/data-visualization/maps>

Future enhancements

Ideas to further utilise the current AGSI / ALSI / IIP database

 **Mobile APP**



 **Additional interactive maps**



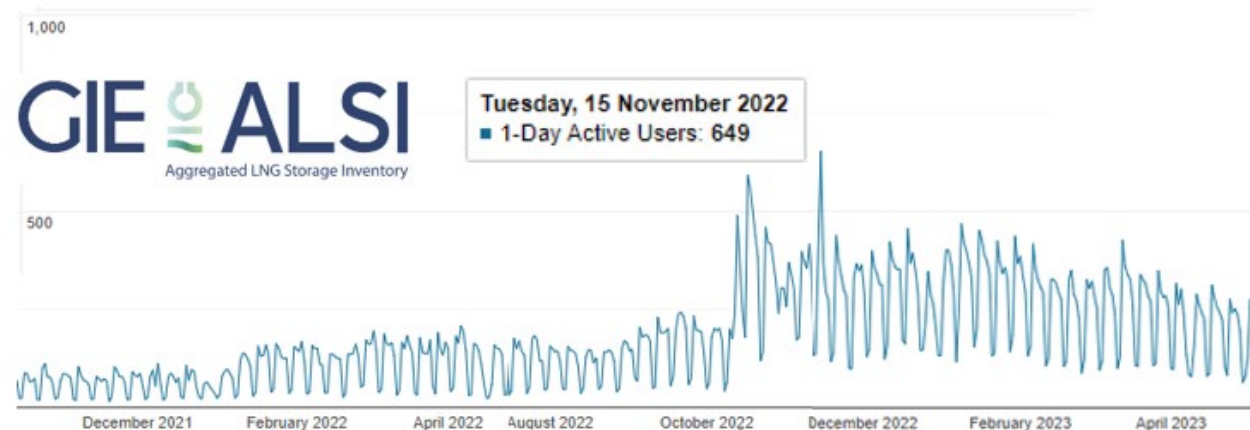
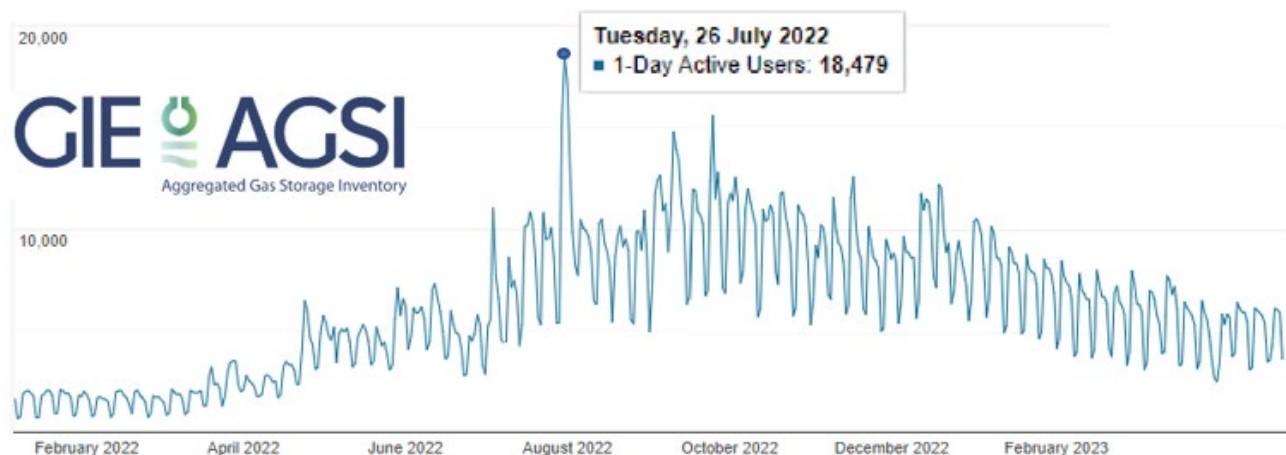
 **Additional data coverage**




 **Various dashboard**





Data usage / Status May 2023



- **AGSI** : huge dataspikes 26 July 2022
(requirements on storage filling levels)
- **ALSI** : huge dataspikes 15 November 2022
(first new German LNG terminals)

 **AGSI** traffic **+212%** vs 2022
May 2023 : ~6235 users/day – global

 **ALSI** traffic **+269%** vs 2022
May 2023 : ~275 users/day – global

 **API** traffic:
250000+ data calls per day
by 2000+ API users

Advertising

Market Opportunities | Advertising Banners

REMIT STORAGE DATA

2021-08-03 - Consolidation of GASPOOL and NetConnect Germany (NCG) balancing zone to Trading Hub Europe (THE) as of 1 October 2021

Name	Gas in storage TWh	Full %	Trend %	Injection GWh/d	Withdrawal GWh/d	Working (Gas) Volume TWh	Injection Capacity GWh/d	Withdrawal
EU	203590,0949	100	-0.50	-852,90	4775,06	1116,2341	11686,25	19774,07
Austria	6041,8916	100	-0.45	0,00	425,33	95,5024	841,76	1059,80
estora GmbH	2,7485	24,23	-0.60	0,00	68,04	11,3451	99,18	104,59
UGS Haidach (estora)	2,7485	24,23	-0.60	0,00	68,04	11,3451	99,18	104,59
GSA LLC	1,8566	8,71	0,00	0,00	0,00	21,3189	184,66	208,98
OMV Gas Storage GmbH	6028,9562	100	-0.74	0,00	187,23	25,2889	210,55	304,28
RAG Energy Storage	4,0295	20,07	-0.59	0,00	118,13	20,0810	201,41	223,01
Uniper Energy Storage	4,3007	24,62	-0.30	0,00	51,93	17,4685	142,96	218,94
Belgium	2583,9845	100	-0.71	0,00	64,32	9,0013	88,14	169,50
Bulgaria	978,8900	100	-7.55	-408,38	30,45	5,8135	34,10	40,38
Croatia	1415,7422	100	-0.63	0,57	33,50	5,2164		
Czech Republic	12531,6879	100	-0.38	3,00	139,33	35,9915		
Denmark	5,1096	56,27	-0.63	1,63	58,87	9,8800		
France	11781,2879	100	-0.54	112,98	810,52	128,4642		




Top Leaderboard 728x90px
<ROTATING BANNER>



Contact GIE team to get a custom quote

- Exclusivity: one banner space only
- Specific target audience
- Banner type: Leaderboard or Square (rotating)



Top Leaderboard 728x90px



Aggregated Gas Storage Inventory

<https://agsi.gie.eu>



Aggregated LNG Storage Inventory

<https://alsi.gie.eu>